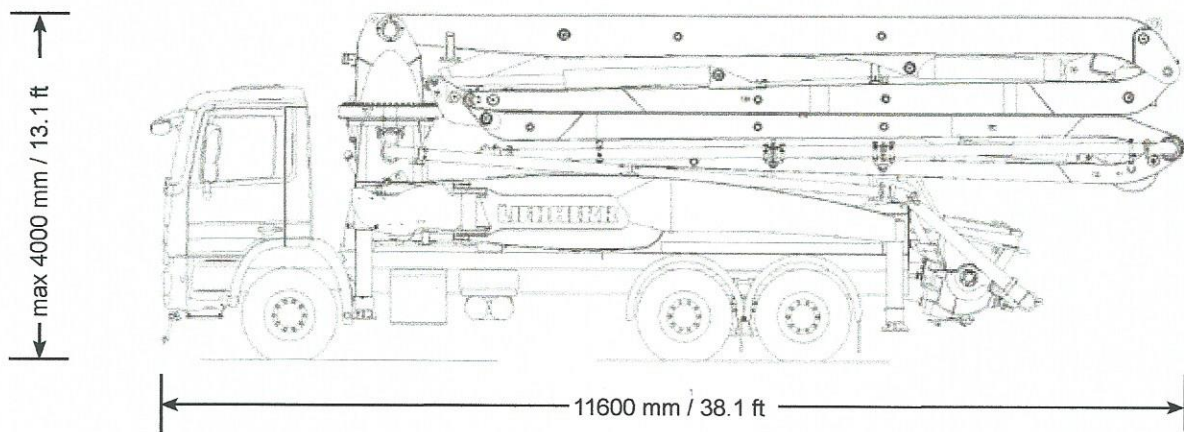


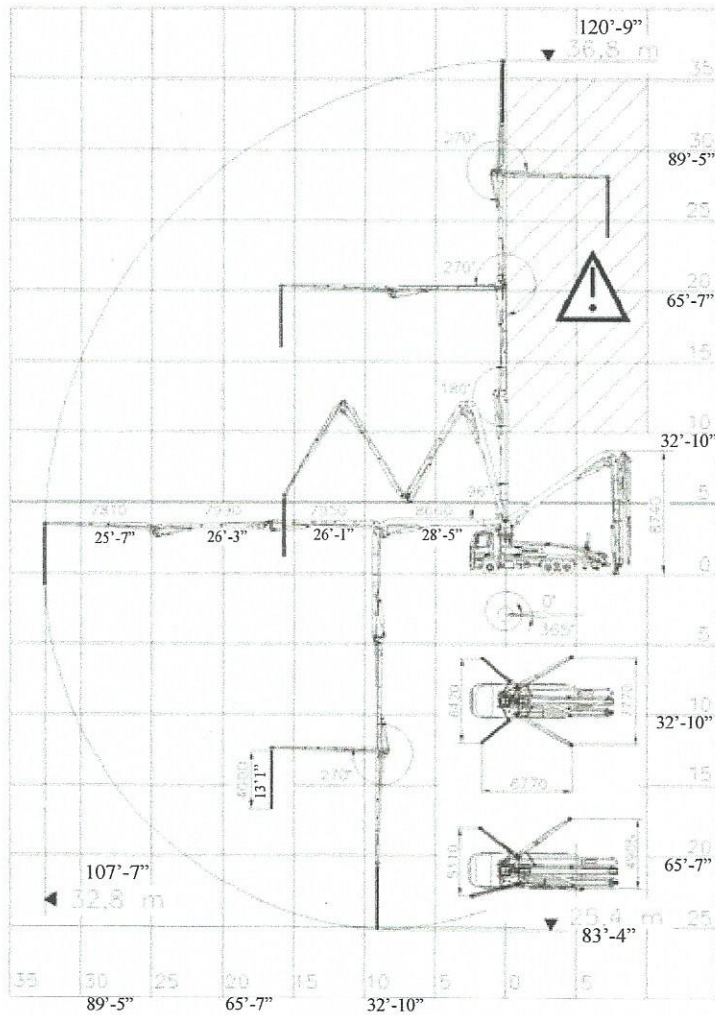
Truck Mounted Boom Pump

37 Z4 XXT



LIEBHERR

Technical Data - Boom & Pump Unit

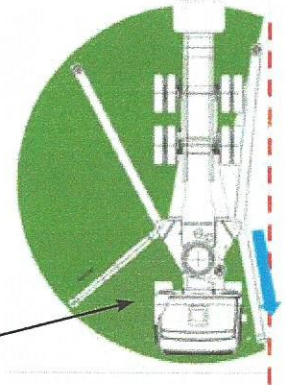


Distributor Boom 37 Z4 XXT

Vertical reach	120'-9" (36.8 m)
Horizontal reach	107'-7" (32.8 m)
Minimum unfolding height	28'-8" (8.74 m)
Slewing range	365°
1st section articulation	96°
2nd section articulation	180°
3rd section articulation	270°
4th section articulation	270°
Front outrigger width	21'-1" (6.42 m)
Rear outrigger width	25'-6" (7.77 m)
Concrete pipe diameter	5" (125 mm)
Endhose length	13'-1" (4 m)

XXT Outrigger System

- More working area with narrow support
- More flexibility
- Patented by Liebherr



additional working area

Pump Model	THP 140H	THP 170H
Max. concrete output		
(rod side)	176 yds/h (135 m³/h)	213 yds/h (163 m³/h)
(piston side)	126 yds/h (96 m³/h)	149 yds/h (114 m³/h)
Max. concrete pressure		
(rod side)	1160 psi (80 bar)	1160 psi (80 bar)
(piston side)	1726 psi (119 bar)	1726 psi (119 bar)
Pump cycles		
rod side	27 strokes/min	32 strokes/min
piston side	18 strokes/min	22 strokes/min
Conveying cylinder (D x L)	9" x 79" (230 x 2000)	
Stroke volume / double stroke	5.8 ft³ (166 L)	
Max. hydraulic pressure	4640 psi (320 bar)	
Hydraulic main drive cylinder	5.5" x 3.15" x 79" (140 / 80 x 2000)	
Hopper capacity	21.2 ft³ (600 L)	



Data subject to change depending on pump and chassis types.

LIEBHERR CONCRETE TECHNOLOGY CO.
 4100 Chestnut Ave, Newport News, VA 23607
 Ph: (757) 928-8547 Fax: (757) 928-2489
 Toll Free: (866) 879-6312
 www.liebherr.us Mail: info.lct@liebherr.com

LIEBHERR